





<p><u>COMMUNICATION & LANGUAGE</u></p> <p>Activity – Share a story: Look through the book page by page asking your child to tell you the story from the picture clues only. Now read the story to your child.</p>	<p><u>PSED</u></p> <p>Lost and Found Watch Lost and Found by Oliver Jeffers: Lost and Found By Oliver Jeffers - Bing video</p>  <p>The poor little penguin is left in the South Pole. How could you make him happy? How could you help him?</p>	<p><u>PHYSICAL DEVELOPMENT</u></p> <p>Dough Disco Dough Disco is a great way to build the muscles in little hands, which supports pen control. Make some easy playdough using the instructions to the right. Now, go to Dough Disco on YouTube Happy dancing!</p> 	<p><u>PLAYDOUGH RECIPE</u></p> <p><u>Ingredients</u></p> <ul style="list-style-type: none"> ● 1 cup of flour ● ¼ cup of salt ● 1 teaspoon of vegetable oil ● Food colouring (optional) <p><u>How to make</u></p> <ol style="list-style-type: none"> 1. Add the flour to a bowl. 2. Mix together the food colouring and water in a separate bowl. 3. Mix the two bowls together add more flour if it gets sticky. 4. Add the vegetable oil at the end. 5. Store in an airtight container.
<p><u>MATHS</u></p> <p>Activity 1 – Size Talk about the different dogs in the story Hairy McClary. Some are big, some medium and some are small. Go on a hunt around the house or garden for things that are big and small.</p> <p>Activity 2 – Prepositions Look out of your window, encourage the use of positional language. “There is a bird on the fence”. “The car is in front of the garage”. “The dog is under the tree.” Can you crawl under and over and through something?</p>	<p>Hairy Maclary</p>  <p>These activities support the skills your child would be working towards. They can be repeated as many times as your child wants to embed their knowledge and learning.</p> <p><u>UTW</u></p> <p><u>Freezing and melting:</u> At this time of year, we enjoy exploring the cold weather at nursery. A lovely activity is to make ice cubes and explore how to melt them with water and salt.</p> 	<p><u>PHONICS</u></p> <p>Voice Sounds 1: Use your voice to make sound effects, can you make a sound like a clock? A bell? Listen to sounds around your home, can you make a sound like them?</p> <p>Voice Sounds 2: Play an animal themed guessing game. Make some sound effects for different animals and see if your parents can guess them.</p> <p>Voice Sounds 3: Play https://www.phonicsplay.co.uk/resources/phase/1/welcome-to-the-zoo Username: pupil1 Password: appletree</p>	